



SCENIC RIM REGIONAL COUNCIL  
**WASTE MANAGEMENT AND  
RESOURCE RECOVERY STRATEGY**  
YEAR 2 REPORT CARD



# WASTE MANAGEMENT AND RESOURCE RECOVERY STRATEGY

## OVERVIEW

The Council's Waste Management and Resource Recovery Strategy 2021-2026 was endorsed in June 2021.

The Strategy is actioned through six connected programs supporting the overall vision of the Queensland Waste Management and Resource Recovery Strategy 2019:

- Reducing the impact of waste on the environment
- Transitioning to a circular economy for waste
- Building economic opportunity

### ACTIONS IDENTIFIED FOR IMPLEMENTATION WITHIN YEAR TWO OF THE STRATEGY ARE HIGHLIGHTED IN GREEN BELOW.


Strategic developments for long-term benefits has been the focus for FY 2022-23. The key milestones achieved as part of this progress include, development of the Expression of Interest for waste assets and operations, development of Waste Facility Diversion and Reduction plan, development of Disaster Waste Management Plan and Waste Services Resilience Roadmap.

These strategic documents set specific priority outcomes and outline deliverables for the next 2-3 years.

This Report Card details the region's current waste generation and diversion to ensure we are keeping focus on the overall vision. Given the changes that will be needed in both the services Council provide and the individual decisions we make, it will take time for waste generation to trend down and for waste diversion to increase.

# WASTE GENERATION AND RECOVERY

Total amount of waste landfilled during FY 2022-2023



#### DATA MANAGEMENT

- Map Waste Streams
- Expanded Waste Audits

#### COUNCIL PROCESSES AND POLICIES

- Procurement Trials
- Waste Policy and Guidance for Events
- Sustainable Procurement Policy
- Facility and Public Domain Waste Standards
- Planning Instruments

#### WASTE EDUCATION

- Waste Collection Campaign
- Youth and Community Education tools
- Key Public Events
- Key Council supported Events
- Community and Culture connection
- Empower our People
- Business Education

#### WASTE AVOIDANCE PARTNERSHIPS

- Circular Economy Programs
- Focus on Organics
- Leadership and Partnership

#### SERVICES AND FACILITIES

- Services and Facilities Review and Development Program
- Public Place Waste and anti litter program
- Disaster Waste Management

#### STRUCTURE OF OPERATIONS

- Fees and Charges
- Budget Structure
- Model Contracts

Total amount of resources recycled during FY 2022-2023.

**2,287 TONNES  
SCRAP METAL**  
(INCLUDING WHITE GOODS)

**2.5 TONNES  
DRUMMUSTER**

**61 TONNES  
WASTE OIL**

**2,453 TONNES  
COMINGLED  
RECYCLING**  
(INCLUDING KERBSIDE  
COLLECTIONS + SELF-HAUL  
AT TRANSFER STATIONS)

**4684 TONNES  
MULCH**

**95 TONNES  
E-WASTE**

**81 TONNES  
TYRES**

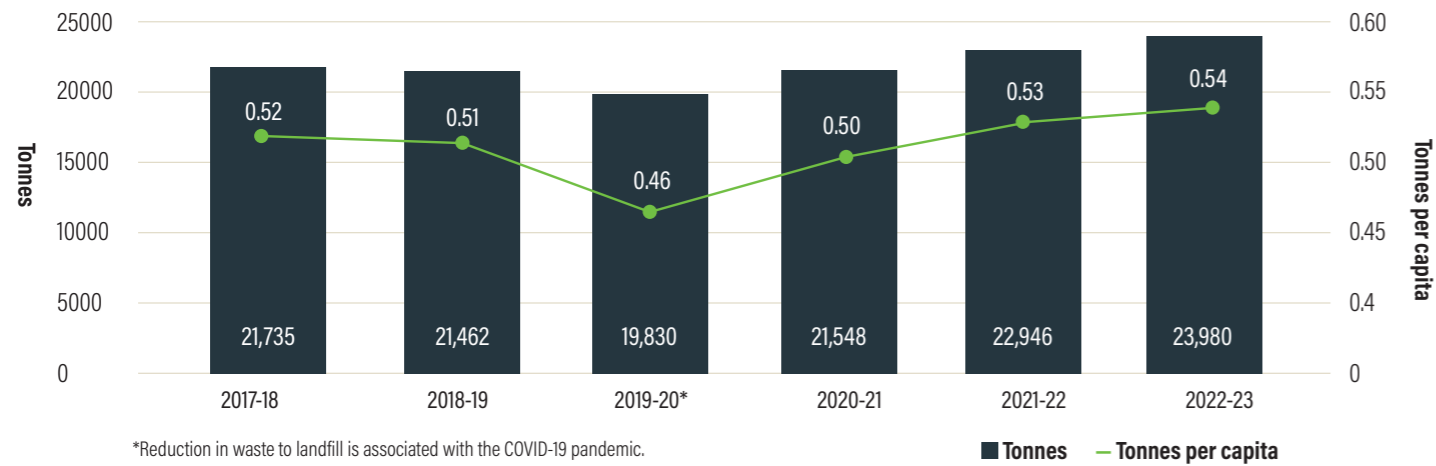
**E-WASTE  
RECYCLING  
AREA**

**45 TONNES  
BATTERIES**

**1757 TONNES  
CARBOARD**



# WASTE TO LANDFILL TREND



# KEY PUBLIC EVENTS

**GARAGE SALE TRAIL**  
(2721 PARTICIPANTS, 25 TONS OF MATERIALS REUSED LOCALLY WORTH \$40,481 RESALE VALUE)


**14 CUPPA IN THE COMMUNI-TEA EVENTS ATTENDED.**





**NATIONAL RECYCLING WEEK CAMPAIGN**

# WASTE AUDITS



# STRATEGY IMPLEMENTATION REPORT CARD — YEAR 2

Data Management		Status
<b>Action</b>	Expanded waste audits - Annual audits of kerbside collections as well as waste facility bins were conducted during December 2022 and now form part of the audit program. <b>Development of a Bin Health Check program has commenced.</b>	👍
Services and Facilities		Status
<b>Action</b>	Services and facilities review development - <b>Waste facility diversion and reduction plan</b> developed to inform service improvements. <b>Expression of interest</b> for waste assets, development, operations and services released.	👍
	<b>Public place waste and anti-litter program - Audit of public place recycling bins undertaken</b> to inform development public place waste infrastructure policy. <b>New public place litter bin enclosure</b> design is developed and order placed for procurement	👍
	Disaster Waste Management - <b>Disaster Waste Management Plan</b> and <b>Waste Services Resilience Roadmap</b> developed.	👍
Structure of Operations		Status
<b>Action</b>	Fees and charges - Fees and Charges Transition Plan delayed due to resourcing constraints	👎
Council Processes and Policies		Status
<b>Action</b>	Procurement Trials - SmartCrete CRC recycled material in roads project commenced	👍
	Standards for Facilities and Public Domain - Development of a public place waste infrastructure policy is progressing and standards will be developed as part of relevant facilities processes.	👎
	Waste Policy and Guidance for Events - delayed due to resourcing and constraints outside of Council's control. Trial planned to commence during 2023-24	👎
	Planning instruments review - participant in planning and environmental planning processes	👎
Waste Avoidance Partnerships		Status
<b>Action</b>	Circular Economy Programs - facilities opportunities identified through waste facility diversion and reduction plan.	👍
	Focus on Food and Garden Organics - feasibility study for introduction of FOGO service is delayed due to resourcing constraints however, it will be completed during 2023-24.	👎
	Leadership and partnerships - ongoing engagement with regional and state planning and policy processes	👍
Waste Education		Status
<b>Action</b>	Waste Collection Campaign - Bin Health Check program framework prepared for 2023-24 roll out	👍
	Youth & Community Education Tools - Waste Education in Schools and Get Grubby program are continued roll out events running through the year	👍
	<b>Key Public Events:</b> ■ National Recycling Week campaign ■ Garage Sale Trail ■ Cuppa in the Communi-tea events	👍
	Empower our People to Consider Waste - internal promotion of waste reduction through The Bulletin.	👍
	Business Education - Aspire online marketplace, that provides creative circular economy solution, launched including information sessions for businesses.	👍



