

## Sch 6.2.2 Planning Scheme Policy 2 - Landscape Design



### SC6.2.2.1 Introduction

#### (1) Title

This planning scheme policy may be cited as Planning Scheme Policy 2 - Landscape Design.

#### (2) Purpose of this Planning Scheme Policy

(a) The purpose of this planning scheme policy is to ensure that development complies with the local government's standards for the planning, design, location and construction of landscaping that addresses landscape outcomes by:

- (i) identifying the differing standards for each of the landscape types;
- (ii) specifying landscape design requirements;
- (iii) specifying appropriate tree species;
- (iv) providing typical designs of landscapes.

#### (3) Structure of this Planning Scheme Policy

(a) This planning scheme policy is divided into four parts, being:

- (i) Part 1 Introduction - Section 1
- (ii) Part 2 Typical Landscape Designs - Section 2
- (iii) Part 3 General Design Guidelines - Sections 3-19
  - 1) Design Guidelines for Development
  - 2) Understorey
  - 3) Wet Areas
  - 4) Planting to Restore Habitat
  - 5) Planting Size
  - 6) Layout - Plant Density and Grouping

- 7) Design for Low Maintenance
- 8) Planting in Vicinity of Sewers and Manholes
- 9) Preparation of Garden Beds For Public Land Including Road Reserves and Parks
- 10) Planting Procedures
- 11) Mulch Types
- 12) Soil Nutrients and Fertilising
- 13) Water Crystals
- 14) Watering Systems
- 15) Watering Plants
- 16) Staking of Trees
- 17) Establishment
- 18) Plant Species Selection
- 19) Climate Control and Energy Efficiency

(iv) Part 4 Preferred Landscape Species.

**(4) Commencement**

This planning scheme policy commences on the date of the Scenic Rim Planning Scheme.

**(5) Relationship to the Planning Act 2016**

This planning scheme policy is made pursuant to the *Planning Act 2016*.

**(6) Applicability of this Planning Scheme Policy**

This planning scheme policy applies to assessable development.

**(7) Relationship to Other Legislation and Standards**

This Policy must be read in conjunction with Council's Planning Scheme, statutory requirements including Council Local Laws, the Act and other references/standards as detailed herein.

**(8) Referenced Documents**

Any non-local government publication referenced must be sourced directly.

**(9) Reference to Policy**

The term *Policy*, when used herein, refers to Planning Scheme Policy 2 - Landscape Design.

**(10) Terminology**

Terms used in the Policy are defined in Schedule 1 - Definitions.

## **SC6.2.2.2 Typical Landscape Designs**

### **SC6.2.2.2.1 Aesthetic Landscaping:**

- a) reduces the visibility of structures by a minimum of 20% at maturity

- b) increases the aesthetic value of the site. Landscaping should highlight positive aspects of structures while reducing visibility other areas such as car parks, outdoor storage or the like
- c) uses a variety of vegetation types including turf, ground covers, dwarf shrubs, trees 3-5m in height and landscape trees. In combination, the vegetation is to provide continuous landscaping for the specified area, using intermittent landscape trees supported by dense low level landscapes
- d) can incorporate embellishments such as outdoor seating and public art
- e) unless otherwise specified, is located between the development and:
  - roads and public places;
  - a sensitive land use
- f) incorporates a minimum width of 1 metre unless otherwise specified by a code or development approval condition.



TYPICAL AESTHETIC LANDSCAPE DESIGN

*Figure 20.a Typical Aesthetic Landscape design*

#### **SC6.2.2.2.2 Buffer Landscaping:**

- a) reduces the visibility of the development, not necessarily to the level of screen landscaping
- b) may incorporate buffering specific to buildings, structures, roads, parking, storage and other specified parts of a development
- c) uses a variety of vegetation types including ground covers, dwarf shrubs, trees 3-5m in height and landscape trees. In combination, the vegetation is to provide continuous landscaping for the specified area, using a medium density of landscape trees supported by dense low level landscapes
- d) incorporates a mix of mature and less mature plantings
- e) unless otherwise specified, is located between the development and:
  - roads and public places;
  - a sensitive land use
- f) does not generally incorporate mounding unless specified as a condition of a development approval
- g) incorporates a minimum width of 2 metres unless otherwise specified by a code or development approval condition.



Figure 20.b Typical Buffer Landscape

### SC6.2.2.2.3 Screen Landscaping:

- a) reduces the visibility of the development to ensure it is not readily visible or discernible from specified locations, e.g. roads
- b) may provide for screening specific to structures, roads, parking, storage and other specified parts of a development
- c) incorporates trees that at maturity are of a height that provides visual screening
- d) uses mounding to increase the screening effect
- e) incorporates mature plants to achieve rapid screening
- f) uses multiple layers of vegetation types including ground covers, dwarf shrubs, trees 3-5m in height and landscape trees. In combination, the vegetation is to provide a continuous screen for the full height
- g) provides for trees at sufficient densities and numbers that ensures maximum reduction in visibility of the development or parts of the development required to be screened
- h) unless otherwise specified, is located between the development and:
  - roads and public places;
  - a sensitive land use
- i) incorporates a minimum width of 3 metres unless otherwise specified by a code or development approval condition.



Figure 20.c.1. Typical multi-level screen landscape




Figure 20.c.2 Typical mounded screen landscape

**SC6.2.2.2.4 Street Landscaping** (in association with a Material Change of Use):

- a) is designed to be consistent with and additional to internal landscaping
- b) is designed to increase aesthetic value and/or provide shade
- c) ensures plantings include mature trees species which are listed in the Policy or approved by Council
- d) will not interfere with the primary use of the public place e.g. footpath
- e) will be low maintenance and not interfere with or damage public infrastructure
- f) unless otherwise specified by a code or development approval condition, ensures development provides street trees along each road frontage of the site at whichever is the greater of:
  - 1 tree per 10m of road frontage; or
  - 1 tree per 400m<sup>2</sup> of site area
- g) incorporates plant species that will not damage building foundations, pavement or overhead and underground utility services. Care should be taken to ensure the final height of trees at maturity does not interfere with overhead services or buildings.

*Note - separate approval is required from Council prior to any works being conducted on road reserve. A planting schedule of species will be required at this time.*

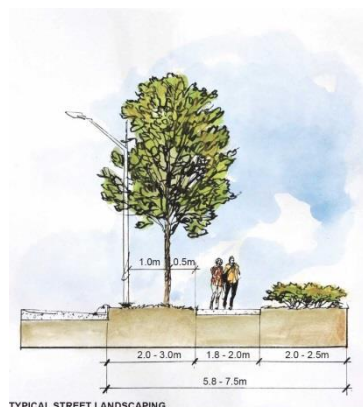


Figure 20.d Typical Street Landscaping



## SC6.2.2.3 General Design Guidelines

### SC6.2.2.3.1 Design Guidelines for Development

- (1) Successful landscape design can achieve a favourable setting for buildings and enhance the environment and ambience for both residents and neighbourhoods.
- (2) Landscape design should take into account existing site conditions including:
  - (a) existing vegetation
  - (b) aspect
  - (c) soil type and conditions
  - (d) pedestrian and vehicular circulation / access
  - (e) communal and private open spaces
  - (f) shade and sunlight
  - (g) utility areas.
- (3) Landscape design should take into account matters beyond the boundaries of the site and consider external influences such as:
  - (a) character of the surrounding neighbourhood
  - (b) existing vegetation
  - (c) desirable and undesirable views
  - (d) outlooks from neighbouring locations
  - (e) noise sources such as busy roads
  - (f) connectivity within the locality.
- (4) Different types of landscape treatments are required for different types of development that occur throughout the region.
- (5) Landscaping required by Council, either by the Planning Scheme or by a condition of a development approval, may include Aesthetic Landscaping, Buffer Landscaping, Screen Landscaping or Street Landscaping, and shall be designed to achieve the following outcomes:
  - (a) **Aesthetic Landscaping:**
    - (i) softens the visibility of structures
    - (ii) increases the aesthetic value of the site
    - (iii) generally applies where adjoining a road boundary or adjoining public places unless otherwise specified
    - (iv) may include a variety of vegetation types (including turf), plant heights and plant maturity.
  - (b) **Buffer Landscaping:**
    - (i) softens the visibility of the development from sensitive land uses, roads and public places
    - (ii) may be specific to buildings, structures, roads, parking, storage and other specified parts of a development
    - (iii) provides for designs that incorporates a mix of plantings and spacings (articulation)
    - (iv) incorporates a mix of mature to seedling plantings.

**(c) Screen Landscaping:**

- (i) is designed to consider line of sight from sensitive land uses, roads and public places
- (ii) uses mounding and mature plants to achieve rapid screening
- (iii) uses multiple layers (depth and height) of vegetation
- (iv) is designed for maximum reduction in visibility of the development
- (v) may be specific to structures, roads, parking, storage and other specified parts of a development.

**(d) Street Landscaping** (in association with an Material Change of Use):

- (i) is designed to increase aesthetic value and/or provide shade
- (ii) incorporates mature trees species which are listed in the Policy or approved by Council
- (iii) will not interfere with the primary use of the public place e.g. footpath
- (iv) will be low maintenance and non-damaging to infrastructure.

**SC6.2.2.3.2 Understorey**

- (1) Creative use of ground covers and understorey plants is important to achieve an overall landscaped effect. The use of native grasses for both gardens and open space areas is encouraged particularly for developments in or adjoining remnant bushland.
- (2) Mulched planted areas are often a better landscape solution than turfed open areas.
- (3) Where areas are to be grassed, native grasses are desirable due to their resistance to drought, pests and disease, their low maintenance, their significantly lower nutrient and water requirements, and their distinctive Australian attributes of texture, colour and form, compared with the artificial "high nutrient" greenness of turf grasses.

**SC6.2.2.3.3 Wet Areas**

- (1) These areas include irrigation areas for domestic sewerage treatment plants, areas downstream of septic trenches, overland flow paths, creek banks and damp spots in general.
- (2) The use of species whose root systems can tolerate damp conditions is essential. Use of these species will also aid in uptake of excess water and nutrients.
- (3) Planting in wet areas assists with the prevention of erosion.

**SC6.2.2.3.4 Planting to Restore Habitat**

- (1) In the past, large areas of formal habitat have been destroyed to make way for farming and development. In order to protect biodiversity it is important that revegetation and landscaping incorporate native species that are important either as food or habitat for local faunal species.
- (2) There are a number of species that should not be planted due to their undesirable characteristics. Such characteristics include:
  - (a) invasive growth
  - (b) potential to become bushland weeds by production of large quantities of seeds or edible fruits which are disseminated by birds and bats, ability to grow by vegetative reproduction, absence of natural predators
  - (c) environmental impact on native species
  - (d) maintenance difficulty

- (e) displacement of natural landscape character
  - (f) poisonous/hazardous to native fauna.
- (3) These species are:
- (a) plants which have been included in the Biodiversity Act 2014
  - (b) plants identified as Weeds of National Significance (WONS) under the National Weeds Strategy.
- (4) Consideration should also be given to ‘Assessment of invasive naturalised plants in south-east Queensland’ George N. Batianoff and Don W. Butler, Queensland Herbarium, Environmental Protection Agency (*Full copy of the Paper can be sourced from the Plant Protection Quarterly Vol 17(1) 2002*).
- (5) Under no circumstances should garden waste of these species be disposed anywhere but a Council tip. Species such as Singapore Daisy are having a major impact on the integrity of bushland areas adjacent to urban development.
- (6) Planting and weed removal may be required to restore habitat where development has encroached upon remnant native bushland, commonly located along watercourses. Often escaped garden plants, some of which can dominate the native vegetation, invade the bushland, particularly its edges. Disposing of garden waste in adjacent bushland also causes degradation of the natural vegetation and all such waste should be disposed of thoughtfully.

#### SC6.2.2.3.5 Planting Size

- (1) The selected planting size will vary depending upon the nature of the development, availability of plant species, the type of plant and any specific conditions contained within a development approval. It is recognised that some plant species grow better from smaller containers for example Eucalypts and Brush box grow best from a 200mm pot. In each case, root systems are to be sturdily established in containers to ensure expected plant size is congruous with size of pot. As a general guide the following minimum pot sizes apply:

**Table 6.2 Planting Sizes**

Type of Plant	Minimum Pot Size
Street and feature trees	45 litre (75 litre for prominent areas)
Trees mature	25 litre
Trees generally	200mm
Tall, slow growing or feature shrubs	200mm
Shrubs generally	150mm
Ground covers, climbers & tufted plants	140mm

- (2) Regardless of pot size, it is essential that plants do not become rootbound.

#### SC6.2.2.3.6 Layout - Plant Density and Grouping

- (1) The plant density will vary depending on the type of landscape character being created for example rainforest areas have a much higher density of trees and understorey than an open woodland setting.
- (2) A denser rate of planting is required when attempting to create screen landscaping. This can be more successfully achieved by layering of planting from low at the edges towards



taller planting at the centre. A similar method can be employed in softening of fence lines or walls.

- (3) Planting designs should be based on informal layouts of tree groupings or clusters with understorey layers of shrubs and ground covers at an appropriate density with the entire planting area covered with a layer of mulch.
- (4) Apart from the aesthetics of these groupings, plants thrive in groups and in mulched areas, rather than in lawn. The grouping and mulching provides protection for plants, avoids damage (from builders and whipper-snipers), conserves water and is easier to maintain.
- (5) As a general guide the following separation between plants would be appropriate:
  - a) Trees - 5m apart
  - b) Larger shrubs - 2m apart
  - c) Groundcovers - 0.5 - 1.0m apart.
- (6) To create screen landscaping, the following separations between plants is appropriate:
  - d) Trees - 2m apart
  - e) Larger shrubs - 1m apart
  - f) Groundcovers - 0.5 - 1m apart.
- (7) Tree grates for trees surrounded by sealed surfaces (concrete, asphalt etc) are to be used to provide for water and natural air movement, however they are not to be used as a drain.

#### SC6.2.2.3.7 Design for Low Maintenance

- (1) Landscaping schemes should be designed with consideration to maintenance requirements. Landscaping with simple maintenance requirements will achieve a better long-term result. Careful preparation of garden areas prior to planting is also essential for the successful growth of plants. Please refer to section **SC6.2.2.3.9** for further detail.
- (2) Local species are better suited to the local environment and therefore have lower maintenance requirements. In addition, extensive use of mulched areas provides a better growing environment for plants, suppresses weeds and retains water. Re-mulching at regular intervals, particularly in high use areas, will be a necessary component of any on-going maintenance programs.
- (3) Landscaping works with high maintenance requirements in such areas will not be accepted in proposed public areas.

#### SC6.2.2.3.8 Planting in Vicinity of Sewers and Manholes

- (1) Tree roots can infiltrate household drains and sewer mains causing blockages and damage to pipes. The following species are best kept well away from underground pipes, sewer manholes, and water meters:
  - Gum trees (particularly those species that grow into large trees)
  - Fig trees
  - Rubber trees
  - Lilly Pilly trees
  - Umbrella trees (an environmental weed in this area).

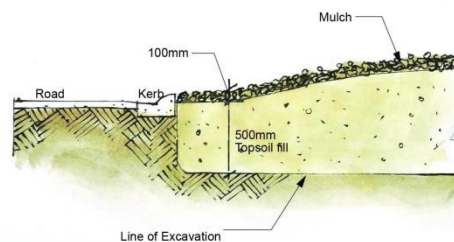
**Table 9.1 List of suitable native plants for planting near sewers and manholes (examples only)**

Species Name	Variety	Growth Habit
Callistemon	Wilderness White	weeping shrub 3m x 2m

Species Name	Variety	Growth Habit
<i>Callistemon</i>	Wildfire	bushy, weeping shrub 4.5m x 3m
<i>Callistemon</i>	Taree Pink	3m x 2m
<i>Callistemon</i>	Little John	dwarf, compact shrub 1.5m x 1.5m
<i>Callistemon</i>	Candy Pink	2.5m x 2m
<i>Callistemon</i>	Captain Cook	2m x 1.5m
<i>Callistemon</i>	Eureka	4m x 1.5m
<i>Callistemon</i>	Firebrand	compact shrub with arching branches 2m x 1.5m
<i>Grevillea</i>	Coastal Glow, Elegance, Firesprite, Kay Williams, Misty Pink and Strawberry Blonde	3m x 2m
<i>Grevillea</i>	Coconut Ice, Bon Accord, Golden Lyre, Ned Kelly, Orange Marmalade, Robyn Gordon, Splendor and Superb	2m x 1.5m
<i>Grevillea</i>	Little Miss Muffet, Scarlet Sprite	1.5m x 1m
<i>Grevillea</i>	Honey Gem, Majestic, Moonlight, Pink Surprise, Sandra Gordon & Sylvia	4m x 2m
<i>Leptospermum</i>	Brachyandrum	dense weeping medium shrub 3m x 1.5m
<i>Leptospermum</i>	Cardwell	bushy weeping shrub 2m x 1.5m
<i>Leptospermum</i>	Pacific Beauty	1m x 1.5
<i>Leptospermum petersonii</i>	Lemon scented Tea Tree	4m x 3m
<i>Leptospermum</i>	Pink Cascade	compact shrub 80cm x 1.5m
<i>Lomandra hystrix</i>		tufted, weeping grass plant 1m x 50cm
<i>Melaleuca</i>	Claret Tops	compact shrub 1.5m x 1m
<i>Melaleuca</i>	Nodosa	compact shrub 3m x 1.5m
<i>Melaleuca</i>	Sea Foam	bushy shrub 2m x 1m
<i>Melaleuca</i>	Snowflake	compact shrub 1.5m x 1m
<i>Melaleuca</i>	Thymifolia	spreading shrub 75cm x 1.5m
<i>Pultenea villosa</i>		weeping shrub 1.5m x 2m
<i>Westringia</i>	Fruticosa	bushy shrub 2m x 1.5m
<i>Westringia</i>	Wynyabbie Gem	bushy shrub 2m x 1.5m
<i>Xanthostemon</i>	Fairhill Gold	compact shrub 3m x 2.5m
<i>Acronychia imperforata</i>	Fraser Island Apple	bushy shrub 3m x 1.5m
<i>Alectryon coriaceus</i>	Beach Bird's Eye	bushy shrub 3m x 2m
<i>Banksia ericifolia</i>	Heath Banksia	large bushy shrub 4m x 2m
<i>Banksia spinulosa</i>	Hairpin Banksia	medium upright shrub 2m x 1.5m
<i>Baeckea virgata</i>	Twiggy Baeckea	hardy, compact shrub 3m x 2m

### SC6.2.2.3.9 Planting Techniques - Preparation of Garden Beds (including for Public Land, Road Reserves and Parks)

- (1) Careful preparation of garden areas prior to planting is essential to successful growth of plants, particularly where planting areas are adjacent to road or building construction works.
- (2) The following points should be observed:
  - a) soil used is to comply with the Australian Standard (AS 4410) - Soil for Landscaping and Gardens
  - b) soil imported to garden beds should have similar soil structure to that existing in the area
  - c) all weeds, debris, rubbish, grass, etc. should be removed from areas to be planted
  - d) in conjunction with roadwork, all bitumen and road base should be removed from areas to be planted to a depth of 600mm from top of kerb (refer to **Figure 10.2f**)
  - e) garden beds are to be excavated to a depth of 600mm where formed beside roadways and fill with topsoil to 100mm below top of kerb to allow for depth of mulch
  - f) topsoil (preferably local soil) is to be added as required, garden beds formed and any stockpiled topsoil to finished levels are to be spread



PREPARATION OF GARDEN BEDS NEAR ROADS

Figure 10.2f Preparation of Garden Beds Near Roads

- g) any imported topsoil is to be free of large stones, weeds, sticks, rubbish, material toxic to plant growth, Nut Grass and Oxalis, and declared pests such as fire ants
- h) beds adjacent to hard areas are to finish 100mm below paved level or top of kerb to allow for depth of mulch
- i) garden beds should be left for one month prior to planting to allow the treatment of weeds contained in the soil and to allow for regeneration of natural seeds
- j) when constructing mounding or banks, highly compacted fill material in the top 600mm should be avoided as this can impede root penetration and the successful growth of plants
- k) a maximum fall of 1:3 is to be maintained to ensure stability of mulch on slopes and allow for access for maintenance (refer to **Figure 10.2k**).




Figure 10.2k Mounding

### SC6.2.2.3.10 Planting Procedures

(1) Correct planting procedures ensure greater success in the establishment of landscapes. The following planting procedures should be complied with in the establishment of landscapes:

- a) avoid planting in extreme hot, cold or atmospheric disturbances
- b) dig separate holes for each plant, 100mm wider and deeper than the container. Loosen soil at the base of holes a further 150mm depth. Fill holes with water and allow water to drain away
- c) position plants in the centre of the hole, set and backfill, ensuring the original soil level corresponds to the level of the container. Only tease out roots if a root ball is compacted or the plant is pot-bound

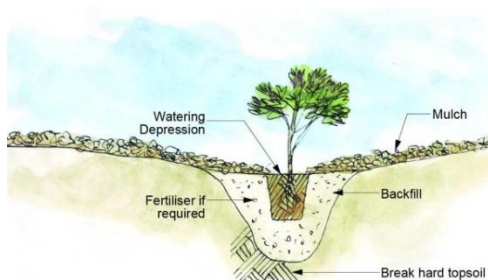


Figure 11.1 Planting in level areas

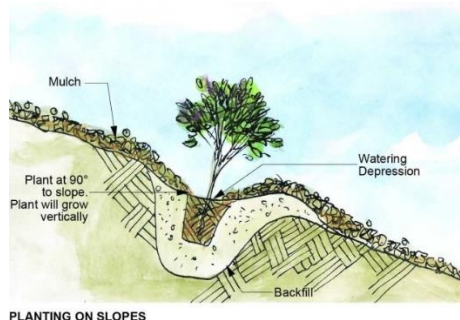


Figure 11.2 Planting on slopes

- d) incorporate suitable fertiliser and/or water crystals, if required, at time of backfilling. Please refer to **SC6.2.2.3.12 Soil Nutrients and Fertilising** and **SC6.2.2.3.13 Water Crystals** for further details
- e) gently and firmly tap down around the root ball, leaving a shallow watering depression.

Water immediately and thoroughly using a minimum of 5 litres per plant

- f) mulch after planting (and installation of irrigation if applicable). Please refer to **SC6.2.2.3.11 Mulch Types** for further details
- g) where mulch is already in place, rake back any mulch from well around the area and the hole dug. Excess soil should be removed or spread prior to replacing mulch to prevent mixing of the two mediums
- h) plants that are severely root bound are not to be used.

### SC6.2.2.3.11 Mulch Types

- (1) Mulching of planted areas conserves water by retaining soil moisture, maintains an even soil temperature, reduces erosion, compaction and root disturbance, and suppresses weed growth.
- (2) Mulch should be spread over entire planted area at a depth of 75 to 100mm and be kept 50mm from stems of plants to avoid collar rot.
- (3) The use of polythene film under mulch is not recommended as it prevents air and moisture from penetrating the soil and kills soil organisms. Thick layers of wetted newspaper or cardboard under mulch in weed infested areas is to be used.
- (4) Ground covers provide living mulch once established.

**Table 12.4 Suggested Mulch Types**

<b>Steep Areas or Embankments</b>	Hoop Pine mulch
<b>High Profile Areas</b>	Forest Blend or Bush mulch
<b>Road Islands and Gardens</b>	Forest Blend or Bush mulch

### SC6.2.2.3.12 Soil Nutrients and Fertilising

- (1) Soils in the region are generally acid, low in nutrients and well suited to the growth of native plants. Care is needed when using any fertilisers. Adverse effects on water quality can occur as unused nutrients penetrate waterways via runoff and by leaching into the water table. Phosphorous is especially damaging to water quality.
- (2) Fertilisers can be damaging to some plants. For instance, fertilisers with phosphorus content should be avoided for species in the Proteaceae family, which includes Banksia, Grevillea and Hakea.
- (3) Acacia species produce nitrogen-fixing nodules and nitrogenous fertilisers can be harmful for these plants. These affects can be aggravated by sandy soils.
- (4) Avoid “Complete Fertilisers” on native plantings. Incorrectly applied fast-acting, usually inorganic, fertilisers can “burn” roots. Increased soil nitrogen can stimulate growth of pathogenic (destructive) soil fungi. High levels of potassium can interfere with a plant’s capacity to absorb magnesium.
- (5) Use of fertilisers on gardens in or adjoining bushlands needs care. Native plant communities are adapted to low soil nutrient levels and increasing these can lead to heavy weed infestation.
- (6) The most beneficial way to improve nutrient status is to de-compact and aerate soils.
- (7) Plants cannot absorb fertiliser if the soil is compacted. If fertilisers are deemed necessary, use specially prepared mixes for native plants.
- (8) Fertiliser tablets should only be added to the base of the tree or shrub.

### SC6.2.2.3.13 Water Crystals

- (1) Water Crystals should be placed in soil that is already wet.
- (2) Where involving sandy soils, mix 10 grams or one teaspoon of water crystals to 10 litres of water or 1 bucket



of soil mixed well and added as back fill around the plant. This is for a 200mm pot.

*Note: Sandy Soils can also be improved by mixing peat through the soil and watering well prior to planting.*

- (3) Where involving clay soils, heavy clay soils would not require water crystals.

#### SC6.2.2.3.14 Watering Systems

- (1) In general, Council does not encourage the use of water systems, but rather prefers native plants that grow naturally in the area and therefore do not require the use of a water system. However, where the design requires a water system the intent of design for the watering system shall be to provide a functioning sprinkler and/or drip irrigation system that will deliver water for optimum plant growth. Advice on irrigation design can be sought from a specialist supplier/installer.
- (2) In areas connected to reticulated water supply, watering systems should only be added to gardens where meters are installed.

*Note: Plumbing approval is required for a system that connects to any reticulated water service including non-potable water supplies.*

#### SC6.2.2.3.15 Watering Plants

- (1) Plants are to be thoroughly watered immediately after planting with a minimum of 5 litres per plant to remove air, settle soil around roots and to activate water crystals. Deep watering encourages strong deep root growth and is preferred to more regular shallow watering.
- (2) Watering should be carried out on a daily basis for three days after planting followed by twice weekly for two weeks and then as required according to rainfall, weather conditions and nature of the soil.

#### SC6.2.2.3.16 Staking of Trees

- (1) Staking of plants is necessary only if plants are exposed to strong winds or subject to damage from adjacent works. Staking can cause plants to rely on the support other than their own stems, resulting in a weaker plant.
- (2) The preferred method of staking is to place three stakes around the plant beyond the root ball and secure loosely with plastic ring-lock or hessian ties so that the plants move freely within the enclosure.



Figure 17.2 Preferred method of staking trees

- (3) Large transplanted trees require guying and staking until the roots are well established in the natural ground. It is suggested that a specialist carry out the staking in these instances.

#### SC6.2.2.3.17 Establishment

- (1) Following completion of landscape works, on-going maintenance is required to ensure successful establishment of planting. The following points should be complied with:

- a) any inferior or damaged plant material should be replaced
- b) all necessary weeding, watering and pruning should be undertaken to ensure healthy growth. Continue pruning as necessary for maintenance of sight lines and shaping of plants
- c) mulch should be kept in place and be replenished as necessary
- d) irrigation systems should be maintained in operational order
- e) all debris should be disposed of in a thoughtful manner.

#### SC6.2.2.3.18 Plant Species Selection

- (1) Species for Council works are to be consistent with the plant species lists in this policy including for:
  - a) footpaths adjacent to commercial development; and
  - b) parks used for active pursuits.
- (2) There may be some variation to the plant species referred to in this policy however such variations shall be minor to the overall scheme and should have a relationship to the existing or preferred character of the area.
- (3) Where planting is occurring within the Conservation Zone or adjoining road reserve, all trees are to be native species, preferably endemic to the location.

#### SC6.2.2.3.19 Climate Control and Energy Efficiency

- (1) Landscaping is to assist in passive solar access, the provision of shade, microclimate management and energy conservation in the following manner:
  - a) landscaping elements are positioned to shade walls, windows and outdoor areas from summer sun
  - b) landscaping allows winter sun access to living areas, north facing windows and public spaces
  - c) landscaping, fences and walls allow exposure of living and public areas to prevailing summer breezes and protection against winter winds.

### SC6.2.2.4 Part 4 Preferred Landscape Species

#### SC6.2.2.4.1 Preferred Landscape Species

Without limiting its discretion under the *Planning Act 2016*, where Aesthetic Landscaping, Buffer Landscaping or Screen Landscaping is required by the Planning Scheme or by a condition of a development permit, plant species to be utilised for such landscaping are to be chosen from the species listed in the below Tables.

Without limiting its discretion under the *Planning Act 2016*, where Street Landscaping is required by the Planning Scheme or by a condition of a development permit, plant species to be utilised for such landscaping are to be chosen from the species listed in **9.2.4.5 - Landscape Plant Schedule** under **Schedule 6.2.1 Planning Scheme Policy 1 - Infrastructure Design**

**Note:** The species of *Ficus*, *Corymbia*, *Eucalyptus* and *Acacia* in most instances will not be accepted as appropriate for street landscaping

Any variation to the species list must be approved by Council prior to planting. Such approval may be granted where the applicant demonstrates the outcomes of the Landscaping Code and this Policy can be achieved.

- o **Table 22.1 General Trees**

- **Table 22.2 Tree Species for Creek Corridors and Creek Crossings**
- **Table 22.3 Landscape Species**
  - **Table 22.3 (a) Landscape Trees**
  - **Table 22.3(b) Landscape Tree Species - 3 to 5 metres**
  - **Table 22.3(c) Landscape Dwarf Shrubs - 1 to 1.5 metres**
  - **Table 22.3(d) Groundcovers**
  - **Table 22.3(e) Clumping Bulbs, Lillies and Grasses**

**Notes for tables:**

\* Locally appropriate native species. Other locally appropriate native species acceptable if found in *Mangroves to Mountains* by Logan River Branch Society for Growing Australian Plants (Brisbane: Copyright Publishing Co., 2002).

(i) Locally appropriate native species are preferred. Exotic species may be allowed only if natives are not available.

(ii) Those species which may be maintained under Power Lines with only moderate maintenance / pruning are marked in bold lettering.

**Table 22.1 General Trees**

Botanical Names	Common Name
* <i>Acacia species</i>	Wattles
* <i>Acmena species</i>	Lilly Pillies
* <i>Agathis robusta</i>	Kauri Pine
<i>Aleurites moluccana</i>	Candle Nut
* <i>Alphitonia excelsa</i>	Red Ash
* <b><i>Aphananthe philippinesis</i></b>	<b>Rough-leaved Elm</b>
* <i>Araucaria species</i>	Native Pines, particularly Hoop Pine
* <i>Araucaria cunninghamii</i>	
* <b><i>Auranticarpa rhombifolia</i></b> (formerly <i>Pittosporum rhombifolium</i> )	<b>Hollywood</b>
* <b><i>Austomyrtus bidwillii</i></b>	<b>Python Tree</b>
* <b><i>Backhousia myrtifolia</i></b>	<b>Grey Myrtle</b>
* <b><i>Backhousia citriodora</i></b>	<b>Lemon-scented Myrtle</b>
* <i>Banksia species</i>	
* <b><i>Banksia integrifolia</i></b>	<b>Coast Banksia</b>
<b><i>Barklya syringifolia</i></b>	<b>Gold Blossom or Crown of Gold</b>
<i>Bolosanthus speciosus</i>	Sth African Wisteria
* <i>Brachychiton acerifolius</i>	Flame Tree
* <b><i>Brachychiton bidwilli</i></b>	<b>Little Kurrajong</b>
* <i>Brachychiton discolor</i>	Lace Bark
* <i>Brachychiton populneus</i>	Kurrajong

Botanical Names	Common Name
* <i>Brachychiton rupestris</i>	Bottle Tree
<b><i>Buckinghamia celcissima</i></b>	<b>Ivory Curl</b>
* <b><i>Callistemon species</i></b>	<b>Bottle Brushes</b>
* <i>Callitris columellaris</i>	Bribie Island Pine
<i>Calodendron capense</i>	Cape Chestnut
* <b><i>Canthium spp.</i></b>	<b>Canthium</b>
<i>Castanospora alphandii</i>	Brown Tamarind
* <i>Castanospermum australe</i>	Black Bean
* <i>Casuarina species</i>	She Oak (particularly <i>Allocasuarina torulosa</i> & <i>Allocasuarina littoralis</i> [Glossy Black Cockatoo food trees])
* <i>Ceratopetalum apetalum</i>	Coachwood
* <i>Corymbia citriodora</i>	Spotted Gum
* <i>Corymbia gummifera</i>	Red Bloodwood
* <i>Corymbia intermedia</i>	Pink Bloodwood
<b><i>Croton insularis</i></b>	<b>Silver croton</b>
<b><i>Cupaniopsis anacardiodes</i></b>	<b>Tuckeroo</b>
* <b><i>Cupaniopsis parvifolium</i></b>	<b>Small leaved tuckeroo</b>
<i>Cupaniopsis tomentella</i>	<i>Boonah Tuckeroo</i>
* <i>Cryptococarya obovata</i>	Pepperberry Ash
* <i>Cupaniopsis anacardioides</i>	Tuckeroo
* <i>Duboisia myoporoides</i>	Corkwood
* <b><i>Denhamia celastroides</i></b>	<b>Denhamia</b>
<i>Dodonea viscosa</i>	Hop Bush
* <i>Dysoxylum fraserianum</i>	Rosewood
* <i>Elaeocarpus grandis</i>	Blue Quandong
* <b><i>Elaeocarpus obovatus</i></b>	<b>Hard Quandong</b>
* <b><i>Elaeocarpus reticulatis</i></b>	<b>Blueberry Ash</b>
* <b><i>Elaeodendron australe</i></b>	<b>Red olive plum</b>
* <i>Ellattostachys nervosa</i>	Beetroot tree
* <i>Ellattostachys xylocarpa</i>	White Tamarind
* <i>Erythrina vespertilio</i>	Bat-wing Coral Tree
* <i>Eucalyptus acmenoides</i>	White Mahogany
* <i>Eucalyptus crebra</i>	Narrow leaved Ironbark

Botanical Names	Common Name
* <i>Eucalyptus curtisii</i>	Plunkett Mallee
* <i>Eucalyptus melanophloia</i>	Silver leaved Ironbark
* <i>Eucalyptus melliodora</i>	Yellow Box
* <i>Eucalyptus microcorys</i>	Tallowwood
* <i>Eucalyptus moluccana</i>	Gum topped Box
* <i>Eucalyptus pilularis</i>	Black Butt
* <i>Eucalyptus propinqua</i>	Grey Gum
* <i>Eucalyptus racemosa</i>	Scribbly Gum
* <i>Eucalyptus resinifera</i>	Red Mahogany
* <i>Eucalyptus robusta</i>	Swamp Mahogany
* <i>Eucalyptus siderophloia</i>	Grey Ironbark
* <i>Eucalyptus seeana</i>	Narrow-leaved Gum
* <i>Eucalyptus saligna</i>	Sydney Blue Gum
* <i>Eucalyptus tereticornis</i>	Forest Red Gum
* <i>Eucalyptus tessellaris</i>	Moreton Bay Ash
* <i>Eucalyptus trachyphloia</i>	Brown Bloodwood
* <b><i>Euroschinus falcata</i></b>	<b>Pink Poplar</b>
<b><i>Evodiella muelleri</i></b>	<b>Little Evodia</b>
* <i>Ficus species</i>	Figs ( Native )
* <i>Flindersia australia</i>	Crows Ash
<b><i>Flindersia oppositifolia</i></b>	<b>Mountain Silkwood</b>
* <i>Flindersia schottiana</i>	Bumpy Ash
* <b><i>Flindersia collina</i></b>	<b>Leopard Ash</b>
* <i>Flindersia xanthoxyla</i>	Yellowwood
<i>Geijera parviflora</i>	Wilga
<b><i>Geissois benthanii</i></b>	<b>Red Carabeen</b>
* <i>Glochidion ferdinandi</i>	Cheese Tree
* <i>Gmelina leichhardtii</i>	White Beech
<b><i>Gordonia yunnanensis</i></b>	<b>Gordonia cultivar silkscreen</b>
<b><i>Grevillea species</i></b>	
<i>Grevillea bailyana</i>	White Oak
* <i>Grevillea robusta</i>	Silky Oak
<i>Guioa semiclaucens</i>	Guioa



Botanical Names	Common Name
<b>Hakea species</b>	
<i>Harpephyllum caffrum</i>	Kaffir Plum
<b>Harpulia hillii</b>	Blunt leaved tulip
* <i>Harpullia pendula</i>	Tulipwood
* <i>Hymenosporum flavum</i>	Native Frangipani
<i>Largerstroemia species</i>	Crepe Myrtle (deciduous )
<i>Laurus nobilis</i>	Sweet Bay Tree
<b>Lepiderima pulchella</b>	Fine leaf tuckeroo
* <i>Lophostemon confertus</i>	Brush Box
* <i>Lophostemon suaveolens</i>	Swamp Box
<b>Mallotus claoxyloides</b>	Green Kamala
<i>Mallotus phillippensis</i>	Red Kamala
<b>Maytenus spp.</b>	<b>Orange Bush</b>
* <i>Melaleuca species</i>	Paperbarks
* <i>Melia azaderach</i>	White Cedar
<b>Melaleuca bracteata "Golden Gem"</b>	<b>Golden Gem</b>
<b>Melaleuca bracteata "Revolution Gold"</b>	<b>Revolution Gold</b>
<b>Melaleuca bracteata "Revolution Green"</b>	<b>Revolution Green</b>
<b>Melaleuca irbyana</b>	<b>Bush-house paperbark</b>
<b>Melaleuca linariifolia "Snowstorm"</b>	<b>Snowstorm</b>
<i>Melicope elleryana</i>	Butterfly tree
<b>Metrosideros excelsa</b>	<b>New Zealand Christmas Tree</b>
<b>Metrosideros queenlandica</b>	<b>Queensland Golden Myrtle</b>
<b>Myoporum insulare</b>	<b>Boobialla</b>
<b>Myoporum montanum</b>	<b>Water bush</b>
* <i>Notolea longifolia</i>	Long-leaved Mock Olive
* <i>Olea paniculata</i>	Native Olive
<i>Olea species</i>	Olive Tree
<b>Parachidendron pruinosum</b>	<b>Snow Wood</b>
* <b>Pittosporum angustifolium</b>	<b>Weeping Pittosporum</b>
<i>Pittosporum species</i>	
<b>Pittosporum revolutum</b>	<i>Hairy pittosporum</i>
* <i>Pittosporum undulatum</i>	Native Mock Orange (Sweet Pittosporum)

Botanical Names	Common Name
<i>Peltophorum pterocarpum</i>	Yellow Poinciana
<i>Pleiogynium timorense</i>	Burdekin Plum
* <i>Podocarpus elatus</i>	Brown Pine
<i>Pouteria eerwah</i>	Shiny-leaved Coondoo
<i>Psidium species</i>	Cherry Guava
<i>Rhodamnia rubescens</i>	Scrub Turpentine
<b><i>Schotia brachypetala</i></b>	<b>Drunken Parrot Tree</b>
* <i>Stenocarpus sinuatus</i>	Wheel of Fire Tree
<b><i>Strebulus brunonianus</i></b>	<b>Whalebone Tree</b>
* <i>Syzygium species</i>	Lilly Pilly
<b><i>Syzygium</i> "Elite"</b>	<b>Elite</b>
<b><i>Syzygium</i> "Hunchy"</b>	<b>Hunchy</b>
<b><i>Toechima tenax</i></b>	<b>Pitted-Leaved Steelwood</b>
* <i>Toona australis</i>	Red Cedar
* <i>Tristaniopsis laurina</i>	Water Gum
<i>Virbirnum odoratissimum</i>	Sweet Virbirnum
<b><i>Xanthostemon chrysanthus</i></b>	<b>Golden Penda</b>

**Table 22.2 Tree Species for Creek Corridors and Creek Crossings**

Botanical Name	Common Name
* <i>Acacia species</i>	Wattles
* <i>Acmena smithii</i>	Lilly Pilly
<i>Acronychia laevis</i>	Glossy Acronychia
* <i>Allocasuarina littoralis</i>	Black She Oak
* <i>Allocasuarina torulosa</i>	Forest Oak
* <i>Alphitona excelsa</i>	Red Ash
<i>Angophora leiocarpa</i>	Smooth-barked Apple
* <i>Angophora subvelutina</i>	Broad-leaved Apple
* <i>Austromyrtus species</i>	Myrtles
* <i>Backhousia citriodora</i>	Lemon-scented Myrtle
* <i>Backhousia myrtifolia</i>	Grey Myrtle
* <i>Banksia robur</i>	Swamp Banksia
* <i>Brachychiton acerifolius</i>	Flame Tree

Botanical Name	Common Name
* <i>Callistemon pachyphyllus</i>	Wallum Bottlebrush
* <i>Callistemon salignus</i>	Willow Bottlebrush
* <i>Callistemon viminalis</i>	Weeping Bottlebrush
* <i>Castanospermum australe</i>	Black Bean
* <i>Casuarina cunninghamiana</i>	River Oak
* <i>Casuarina glauca</i>	Swamp Oak
* <i>Commersonia bartramia</i>	Brown Kurrajong
<i>Corymbia ptychocarpa</i>	Swamp Bloodwood
* <i>Cryptocarya glaucescens</i>	Jackwood
<i>Cryptocarya laevigata</i>	Glossy Laurel
<i>Cryptocarya microneura</i>	Murrogun
* <i>Cryptocarya triplinervis</i> var. <i>pubens</i>	Three-veined Laurel
* <i>Cupaniopsis anacardioides</i>	Tuckeroo
* <i>Elaeocarpus grandis</i>	Blue Quandong
<i>Elaeocarpus obovatus</i>	Hard Quandong
<i>Elaeocarpus reticulatis</i>	Blueberry Ash
<i>Eucalyptus intermedia</i>	Pink Bloodwood
* <i>Eucalyptus propinqua</i>	Small-fruited Grey Gum
* <i>Eucalyptus robusta</i>	Swamp Mahogany
* <i>Eucalyptus seeana</i>	Fine-leaved Red Gum
* <i>Eucalyptus tereticornis</i>	Blue Gum or Forest Red Gum
* <i>Ficus coronata</i>	Creek Sandpaper Fig
* <i>Ficus obliqua</i>	Small-leaved Fig
<i>Flindersia bennettiana</i>	Bennett's Ash
<i>Flindersia brayleyana</i>	Qld Maple
<i>Glochidion ferdinadii</i>	Cheese Tree
<i>Glochidion perakense</i>	
* <i>Glochidion sumatranum</i>	Buttonwood or Large-leaved Cheese Tree
* <i>Gmelina leichhardtii</i>	White Beech
* <i>Grevillea robusta</i>	Silky Oak
* <i>Harpullia pendula</i>	Tulipwood
* <i>Homalanthus nutans</i>	Bleeding Heart
* <i>Hymenosporum flavum</i>	Native Frangipani

Botanical Name	Common Name
<i>Jagera psuedorhus</i>	Foambark tree
* <i>Leptospermum species</i>	Tea Tree
* <i>Lophostemon confertus</i>	Brush Box
* <i>Lophostemon suaveolens</i>	Swamp Box
* <i>Macaranga tanarius</i>	Macaranga
* <i>Mallotus phillipensis</i>	Red Kamala
<i>Mallotus discolor</i>	Yellow Kamala
* <i>Mallotus claoxyloides</i>	Green Kamala
* <i>Melaleuca bracteata</i>	Black Tea Tree
<i>Melaleuca decora</i>	Decorative Paperbark
* <i>Melaleuca irbyana</i>	Bush-house Paperbark
<i>Melaleuca leucadendron fine leaf</i>	Weeping Paperbark
<i>Melaleuca leucadendron broad leaf</i>	Weeping Paperbark
* <i>Melaleuca linariifolia</i>	Snow in Summer
* <i>Melaleuca nodosa</i>	Prickly-leaved Paperbark
* <i>Melaleuca quinquinervia</i>	Broad-leaved Paperbark
* <i>Melaleuca sieberi</i>	Small-leaved Paperbark
<i>Melaleuca stypheloides</i>	Prickly Paperbark
<i>Melicope elleryana</i>	Pink Evodia
<i>Neolitsea dealbata</i>	White bolly gum
* <i>Notelaea longifolia</i>	Long-leaved Mock Olive
* <i>Olea paniculata</i>	Native Olive
* <i>Pittosporum revolutum</i>	Forest Pittosporum
* <i>Pittosporum venulosum</i>	Rusty Pittosporum
* <i>Podocarpus elatus</i>	Brown Pine
* <i>Polyscias elegans</i>	Celerywood
* <i>Rapanea howittiana</i>	Brush Muttonwood
* <i>Rhodomyrtus psidiodes</i>	Native Guava
* <i>Sterculia quadrifida</i>	Peanut Tree
<i>Synoum glandulosum</i>	Scentless rosewood
<i>Syzygium australe</i>	Brush cherry or Creek Satinash
* <i>Syzygium francisii</i>	Rose Satinash
<i>Syzygium leuhmanii</i>	Small-leaved Lilly Pilly

Botanical Name	Common Name
<i>Syzygium tierneyanum</i>	River Cherry
* <i>Tasmannia insipida</i>	Pepper Bush
* <i>Toechima tenax</i>	Pitted steelwood
* <i>Tristaniopsis laurina</i>	Water Gum
<i>Waterhousea floribunda</i>	Weeping Lilly Pilly
<i>Xanthostemon crsanthus</i>	Golden Penda

**Table 22.3 Landscape Species**

**Table 22.3 (a) Landscape Trees**

Botanical Name	Common Name
<i>Acacia species</i>	Wattles
<i>Acmena smithii</i>	Lilly Pilly
* <i>Allocasuarina littoralis</i>	Black She Oak (Glossy Black Cockatoo food trees)
* <i>Allocasuarina torulosa</i>	Forest Oak (Glossy Black Cockatoo food trees)
* <i>Alphitonia excelsa</i>	Red Ash
* <i>Auranticarpa rhombifolia</i> (formerly known as <i>Pittosporum rhombifolium</i> )	Diamond-leaved Pittosporum
<i>Backhousia citriodora</i>	Lemon-scented Myrtle
* <i>Backhousia myrtifolia</i>	Grey Myrtle
* <i>Banksia integrifolia</i>	Coastal Banksia
<i>Buckinghamia celcissima</i>	Ivory Curl
* <i>Callicoma serratifolia</i>	Callicoma
* <i>Callistemon salignus</i>	White Bottlebrush
* <i>Callistemon viminalis</i>	Weeping Bottlebrush
* <i>Casuarina cunninghamiana</i>	River Oak
* <i>Casuarina glauca</i>	Swamp Oak
* <i>Commersonia bartramia</i>	Brown Kurrajong
* <i>Elaeocarpus reticulatis</i>	Blueberry Ash
* <i>Eucalyptus curtisii</i>	Plunkett Mallee
* <i>Eucalyptus microcorys</i>	Tallowwood
<i>Eucalyptus ptychocarpa</i>	Swamp Bloodwood
* <i>Eucalyptus robusta</i>	Swamp Mahogany
* <i>Eucalyptus tessellaris</i>	Moreton Bay Ash



Botanical Name	Common Name
* <i>Ficus species</i>	Figs
<i>Grevillea bailyana</i>	White oak
<i>Grevillea banksia</i>	
<i>Grevillea hilliana</i>	White Silky Oak
<i>Hakea salicifolia</i>	Willow-leaved Hakea
* <i>Hibiscus tiliaceus</i>	Cottonwood
* <i>Homolanthus nutans</i>	Bleeding Heart
<i>Lagunaria patersonii</i>	Norfolk Island Hibiscus
<i>Leptospermum laevigatum</i>	Coast Tea Tree
* <i>Leptospermum petersonii</i>	Lemon-scented Tea Tree
<i>Melaleuca leucadendron</i>	Narrow-leaved Paperbark
* <i>Melaleuca linariifolia</i>	Snow in Summer
* <i>Melaleuca quinquinervia</i>	Broad-leaved Paperbark
<i>Melicope elleryana</i>	Butterfly Tree
* <i>Pittosporum undulatum</i>	Native Daphne
<i>Pittosporum venulosum</i>	Rusty Pittosporum
* <i>Rhodosphaera rhodanthema</i>	Deep Yellowwood
<i>Syzygium cultivars</i>	

**Table 22.3(b) Landscape Tree Species - 3 to 5 metres**

Botanical Name	Common Name
<i>Acacia species</i>	Wattles
* <i>A. aulacocarpa</i>	Short Hickory Wattle
<i>A. bailyana</i>	
* <i>A. complanata</i>	Flat-stemmed Wattle
<i>A. deanii</i>	
* <i>A. decora</i>	Pretty wattle
* <i>A. fimbriata</i>	
<i>A. floribunda</i>	
<i>A. longifolia</i>	
* <i>A. podalyriifolia</i>	
* <i>Alyxia ruscifolia</i>	Chain Fruit
<b><i>Auranticarpa rhombifolia</i></b> (formerly <i>Pittosporum rhombifolium</i> )	<b>Diamond leaved Pittosporum</b>
* <b><i>Backhousia citriodora</i></b>	<b>Lemon-scented Myrtle</b>
<i>Baeckea virgata</i>	<b>Twiggy Baeckea</b>
<i>Banksia species</i>	<b>Banksias</b>
<i>B. spinulosa var. collina</i>	
<i>B. ericifolia</i>	
* <i>B. spinulosa</i>	
<b><i>Buckinghamia celcissima</i></b>	<b>Ivory Curl</b>
<b><i>Callistemon species</i></b>	<b>Bottlebrushes</b>
<i>C. citrinus</i>	
<i>C. endeavour</i>	
<i>C. eureka</i>	
<i>C. formosus</i>	
<i>C. hannah ray</i>	
<i>C. kings park special</i>	
<i>C. pindi pindi</i>	
<i>C. wildfire</i>	
<i>Choretrum candollei</i>	(No common name)
<i>Cryptocarya laevigata</i>	Glossy Laurel
<b><i>Grevillea species</i></b>	<b>Grevilleas</b>
<i>G. banksii</i>	

Botanical Name	Common Name
<i>G.coastal glow</i>	
<i>G.hookeriana</i>	
<i>G.ned kelly</i>	
<i>G.poorinda constance</i>	
<i>G.superb</i>	
<b>Hakea species</b>	<b>Hakeas</b>
<i>H.salicifolia</i>	
<i>Kunzea ambigua</i>	Tick Bush
<i>Kunzea ericoides</i>	
<b>Leptospermum species</b>	<b>Tea Trees</b>
<i>L.copper glow</i>	
<i>L.laevigatum</i>	
* <i>L.microcarpum</i>	
* <i>L.petersonii</i>	
<b>Melaleuca species</b>	Paperbarks
<i>M.incana</i>	
<i>M.golden gem</i>	
<i>M. irbyana</i>	
* <i>M.linariifolia</i>	
* <i>M.nodosa</i>	
<i>M.revolution gold</i>	
<i>M.snowfire</i>	
<i>Melastoma affine</i>	Native lasiandra
<i>Myoporum insulare</i>	Boobiella
<i>Myoporum montanum</i>	Water bush
* <i>Pittosporum revolutum</i>	Forest Pittosporum
<i>Syzygium cultivars</i>	
<b>Westringia species</b>	<b>Coastal Rosemary</b>
<i>W.fuiticosa</i>	
<i>W.wyniabbie gem</i>	

**Table 22.3(c) Landscape Dwarf Shrubs - 1 to 1.5 metres**

<b>Native Species</b>	<b>Exotic Species</b>
<i>Acacia fimbriata</i> 'dwarf'	<i>Abelia grandifolia</i>
<i>Acmena</i> 'Mini Pilly'	<i>Cuphea hyssopifolia</i>
<i>Agonis flexuosa</i> 'nana'	<i>Euryops pectinatus</i>
<i>Austromyrtus dulcis</i>	<i>Gamolepsis chrysanthemoides</i>
<i>Baeckea virgata</i> 'dwarf'	<i>Gardenia species</i>
<i>Baeckea la petite</i>	<i>Hebe species</i>
<i>Callistemon captain cook</i>	<i>Juniperus species</i>
<i>Callistemon Hinchbrook</i>	<i>Largerstroemia</i> 'little chief'
<i>Callistemon little john</i>	<i>Nadina domestica</i> 'nana'
<i>Graptophyllum exselsum</i>	<i>Plumbago species</i>
<i>Graptophyllum illicifolium</i>	<i>Rhaphiolepis species</i> 'dwarf'
<i>Grevillea coconut ice</i>	<i>Rosemarinus species</i>
<i>Grevillea forest rambler</i>	<i>Russelia equisetiformis</i>
<i>Grevillea lilliane</i>	<i>Spiraea catoniensis</i>
<i>Grevillea olympic flame</i>	<i>Thuja species</i>
<i>Grevillea robyn gordon</i>	<i>Trachylopermum jasminoides</i>
<i>Leptospermum flavescens</i>	
<i>Leptospermum pacific beauty</i>	
<i>Leptospermum pink cascade</i>	
<i>Melaleuca incana</i> 'nana'	
<i>Melaleuca claret tops</i>	
<i>Melaleuca snowflake</i>	
<i>Melaleuca snowstorm</i>	
* <i>Melaleuca thymifolia</i>	
<i>Syzygium cultivars</i>	
<i>Westringia Jervis gem</i>	
<i>Westringia zena</i>	

**Table 22.3(d) Groundcovers**

<b>Native Species</b>	<b>Exotic Species</b>
* <i>Acacia amblygona</i>	<i>Alternanthera</i>
<i>Brachycombe species</i>	<i>Dimorphotheca species</i>
<i>Cissus antartica</i>	<i>Evolvulus pilosus</i>
* <i>Damperia species</i>	<i>Felicia amelloides</i>
<b>Goodenia species</b>	
<i>Grevillea biternata</i>	
<i>Grevillea bronze rambler</i>	
<i>Grevillea juniperina</i>	
<i>Grevillea lanigera</i>	
<i>Hardenbergia violacea</i>	
<i>Hibertia species</i>	
<i>Hibbertia scandens</i>	
<i>Myoporum actinophyllum prostrate</i>	
<i>Myoporum ellipticum</i>	
<i>Myoporum parvifolium fine leaf</i>	
<i>Pandorea jasminoides</i>	
<i>Themeda trianda</i>	
<i>Themeda "Mingo"</i>	
<i>Viola hederacea</i>	
<i>Vitex ovata</i>	

**Table 22.3(e) Clumping Bulbs, Lillies and Grasses**

<b>Native Species</b>	<b>Exotic Species</b>
<i>Crinum species</i>	<i>Agapanthus species</i>
<i>Dianella species</i>	<i>Dietes species</i>
<i>Dianella brevipedunculata</i>	<i>Hemerocallis species</i>
<i>Dianella caerulea</i>	<i>Hippeastrum species</i>
<i>Dianella congesta</i>	<i>Hymenocallis species</i>
<i>Dianella longifolia</i>	<i>Liriope species</i>
<i>Doryanthes palmeri</i>	<i>Ophiopogon species</i>
<i>Festuca glauca</i>	<i>Phormium species</i>

Native Species	Exotic Species
<i>Lomandra species</i>	<i>Strelitzia reginae</i>
<i>Lomandra hystrix</i>	<i>Zephyranthes species</i>
<i>Lomandra longifolia</i>	
<i>Pennisetum species</i>	